

Description: stand-alone **emergency lighting fitting**, suitable for surface or wall installation. Recommended installation height: from 2,5 to 10 m. Viewing distance: 25 m.


Body: unbreakable and self-extinguishing UV-stabilized **white polycarbonate** body.

Optical group: **Opal polycarbonate** diffuser with smooth, unbreakable and self-extinguishing dust-proof surface, stabilized against **UV rays**.

Signal pictograms available on request (to be ordered separately).

Protection degree **IP65**.

Wiring: Feeding at 220-240Vac 50/60Hz; batteries Ni-Cd 3,6V included. Insulation class II. It is suitable for the installation on normally inflammable surfaces.



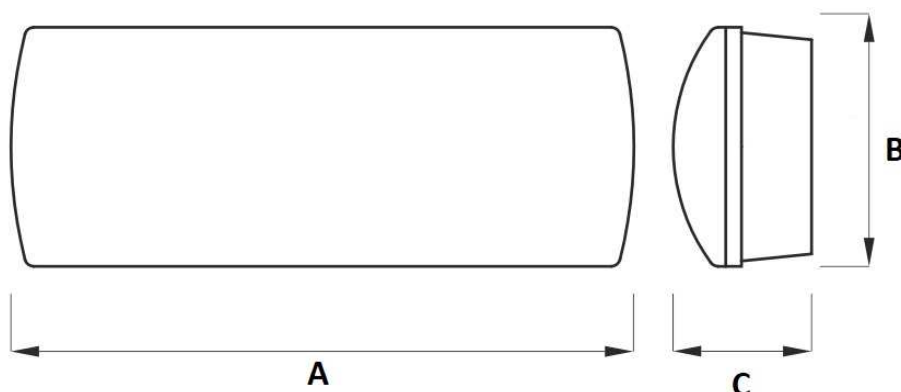
- **CEM-SE** version: with "emergency only" wiring (the lamp lights up only when there is a blackout). 1 or 3 hours autonomy, battery recharge time 24h.
- **CEM-SE/SA** version: (it is possible to select the functioning mode of the device, namely **SE** – emergency only – or **SA** – always turned on). 1 or 3 hours autonomy, battery recharge time 24h.
- **AUTOTEST (CEM-SE/SA.AT)** version: 1 or 3 hours autonomy, battery recharge time 12h. Two tests are executed automatically:
Test 1 (executed monthly): it verifies the functioning of the emergency regime for 5 minutes; it verifies the discharge current of the battery as well as the minimum voltage of the battery.
Test 2 (executed annually): it verifies the functioning of the emergency regime for all its autonomy; it verifies the discharge current of the battery as well as the minimum voltage of the battery.

Luminous sources:

High efficiency LED modules, colour temperature 6000K, recommended Ta.: between 0°C and +40°C.

Regulations: luminaire in conformity with:

- EN 60598, electrical safety
- EN 55015, EN 61000, electromagnetic compatibility
- EN 60529, protection degree
- EN 1838, emergency lighting
- EN 61347, electrical feeding







| | | |
|---|---|-----------------------|
|  atena lux® | TECHNICAL SPECIFICATIONS Series SUNNY LED IP65 | Doc. STP.394 Rev 0 |
|---|---|-----------------------|

| | | Dimensions [mm] | | | | | | Codes / wirings | | | |
|---|--------|-----------------|-----|----|---|---|---|------------------|---------------------|------------------|---------------------|
| W | Source | A | B | C | D | E | F | CEM-SE AUT.1H | CEM-SE/SA AUT.1H | CEM-SE AUT.3H | CEM-SE/SA AUT.3H |
| 1 | LED | 356 | 136 | 79 | - | - | - | 394000083 | 394000084 | 394000088 | 394000089 |
| 2 | LED | 356 | 136 | 79 | - | - | - | - | 394000085 | - | 394000090 |

| | | Dimensions [mm] | | | | | | Codes / wirings | | | |
|---|--------|-----------------|-----|----|---|---|---|------------------------|------------------------|---|---|
| W | Source | A | B | C | D | E | F | CEM-SE/SA.AT AUT.1H | CEM-SE/SA.AT AUT.3H | - | - |
| 1 | LED | 356 | 136 | 79 | - | - | - | 394000086 | 394000091 | - | - |
| 2 | LED | 356 | 136 | 79 | - | - | - | 394000087 | 394000092 | - | - |

ACCESSORIES

| PICTURE | DESCRIPTION | CODE |
|---|--|-----------|
|  | Ceiling fixing bracket (dim. 300X128X30 mm) | K30394023 |
|  | Wall installation fixing bracket (dim. 300X128X33 mm) | K34394023 |
|  | Suspension kit for one-side suspended installation (dim. 300x128x435 mm) | KS39 |
|  | Protection grid (dim. 405x100x170 mm) | GBP394023 |

PICTOGRAMS

- Sticking pictogram dim. 125x250 mm.

Code **PT/M/x** (substitute **x** with the code that identifies the pictogram).



03SX



03DX



04SX



04DX



05SX



05DX



02



08

- Versatile sticking pictogram dim. 125x250 mm.

Code **PT/M/09**



09

- Sticking pictogram down arrow dim. 125x125 mm

Code PT/M/10

- Sticking pictogram up arrow dim. 125x125 mm

Code PT/M/11



- Plexiglass set pictogram dim. 125x250 mm.

Code PTP/M/x (substitute x with the code that identifies the pictogram).



03SX



03DX



04SX



04DX



05SX



05DX



02



08